



Instruction Manual

**MX-2522
VGA MATRIX SWITCHER**

Table Of Contents

1.0	Introduction	4
2.0	Specifications	5
3.0	Checking Package Contents	5
4.0	Connecting the Hardware	6
5.0	Operating The Unit	7
6.0	Troubleshooting	8
7.0	Limited Warranty	9
8.0	Regulatory Compliance	9
9.0	Contact Information	10

1.0 INTRODUCTION

Thanks for purchasing this MX-2522 Matrix switcher from TV One. The MX-2522 is a 2X2 Matrix switcher. With a 2X2 matrix switcher, either input can be directed to either output, or both inputs to a single output, a feature that greatly improves its utility. Possible uses for the device include Test Benches, Data Centers, Help Desks, Video Broadcasting Corporate Presentation Rooms and Educational Facilities. Our professional video conversion products have been serving the industry for over twenty years. TV One offers a full line of high quality Video Scalers, Scan Converters, Analog-Digital (DV, SDI, DVI) Converters, Standards Converters, Digital Video Recorders, Frame Synchronizers, Time Base Correctors, LCD Monitors, Matrix Routing Switchers and Distribution Amplifiers.

1.1 Liability Statement

Every effort has been made to ensure that this product is free of errors. TV One cannot be held liable for the use of this hardware or any direct or indirect consequential damages arising from its use. It is the responsibility of the user of the hardware to check that it is suitable for his/her requirements and that it is installed correctly. All rights reserved. No parts of this manual may be reproduced or transmitted by any form or means electronic or mechanical, including photocopying, recording or by any information storage or retrieval system without the written consent of the publisher.

TV One reserves the right to revise any of its hardware and software following its policy to modify and/or improve its products where necessary or desirable. This statement does not affect the legal rights of the user in any way.

All third party trademarks and copyrights are recognised. The TV One logo, TV One-task and CORIO are the registered Trademarks of TV One. All other trademarks are the property of their respective holders.

1.2 FEATURES

The MX-2522 Matrix Switcher has many features that enable it to perform in a superior manner. Among those features you will find:

- 1920x1440 Maximum Resolution
- 250Mhz Pixel Frequency
- Extends Video Signal Distribution up to 17 Feet
- Supports DDC, DDC2 and DDC2B on the outputs
- Can be Cascaded
- Output compatible with standard VGA cards
- Optional Rack Mount kits are available

2.0 SPECIFICATIONS

General

Function	Specification
Video Input/Output	HD-15 Female Connectors
Select Switches	2 In, 2 Out
LEDs	4: 2 Available Inputs, 2 Selected Outputs
Maximum Resolution	1920 X 1440, 60Hz
Pixel Frequency	250 Mhz
Maximum Cable Distance	200 Feet (Device to Monitor)
Signal Types	VGA, SVGA, XGA, Multisync
Power Adaptor	AC, 7.5 VAC, 800 ma
Weight	420g (15oz)
Dimensions	130mm x 75 mm x 42 mm 5.12" x 2.95" x 1.65"

Input/Output Signals

Pin #	Signal
1	Red Video
2	Green Video
3	Blue Video
4	ID2
5	Ground
6	Analog Ground
7	Analog Ground
8	Analog Ground
9	NC
10	Ground
11	ID0
12	ID1
13	Horizontal Sync
14	Vertical Sync
15	ID3

3.0 CHECKING PACKAGE CONTENTS

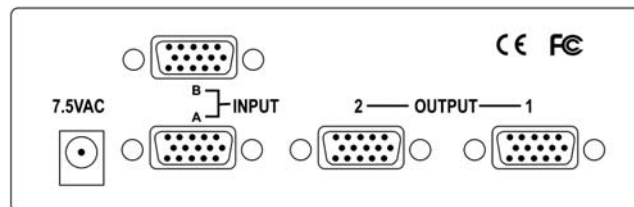
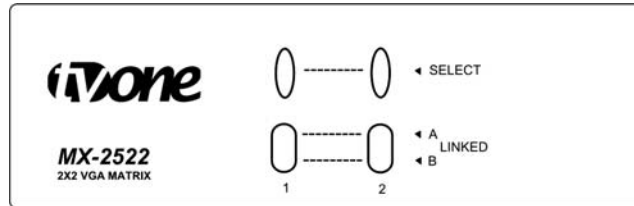
Before attempting to use this unit, please check the packaging and make certain the following items are contained in the shipping carton:

- 1 MX-2522 Video Matrix
- 1 User Manual
- 1 Power Adapter with 7.5VAC, 800mA output

Note: Please retain the original packing material should the need ever arise to return the unit. If you find any items are missing, contact your reseller or TV One immediately. Have the Model Number, Serial Number and Invoice available for reference when you call.

4.0 CONNECTING THE HARDWARE

Please study the panel drawings below and become familiar with the signal input, outputs, power requirements/inputs plus any controls present.



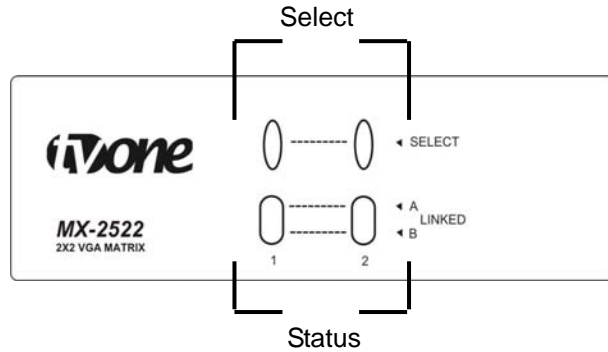
After you have familiarized yourself with the front and rear panel layouts, connect the various signal cables and power connections in the following order:

1. Turn off all PCs and Monitors
2. Connect PCs to A and B inputs using high quality HD-15 Cables
3. Connect Outputs 1 and/or 2 to the desired monitors or projectors
4. Connect Power to Video Matrix, turning and locking DC connector in place, then plug Power Adapter into AC socket
5. Turn on PCs and Monitors or Projectors.

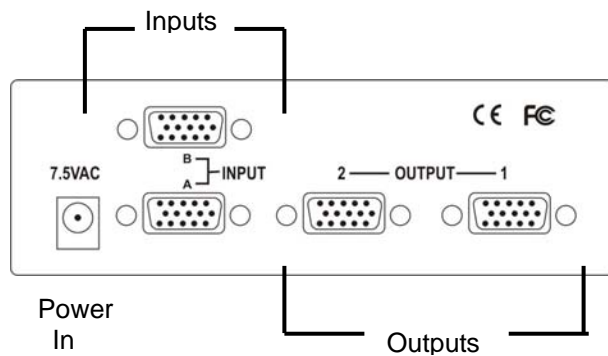
Note: Optional rack mount kits are available to allow placing either one or two MX-2522 units in a standard 19" rack. The part numbers are RM-310S for mounting a single MX-2522 and RM-310D for mounting two MX-2522 units.

5.0 OPERATING THE UNIT

FRONT VIEW



Inputs A or B are directed to the desired output (1 or 2) by pressing the Select Buttons. These are toggle buttons and will cause either Input A or Input B to appear on either Output 1 or Output 2. By using the same procedure, both Outputs can be assigned to the same Input. LEDs (Status) indicate your choice.



REAR VIEW

6.0 TROUBLESHOOTING

Problems with the MX-2522 Matrix Switcher are rare. Most of the time, the problem is caused by the use of an incorrect cable for the signal type, too long a cable run, bad connectors on the cable and occasionally damaged cables. Bad grounds or use of different AC power sources for the MX-2522 Matrix Switcher, Signal Source and/or Display Device(s) may also cause problems due to ground loops.

After trying the above suggestions should the problem still persist, contact your dealer for additional suggestions before contacting TV One. Should the dealer's technical personnel be unable to assist you, contact TV One via our support website: ***<http://tvone.crmdesk.com>***. Create a technical support request on the site and our support team will respond within a short period of time.

7.0 LIMITED WARRANTY

LIMITED WARRANTY – With the exceptions noted in the next paragraph, TV One warrants the original purchaser that the equipment it manufactures or sells will be free from defects in materials and workmanship for a period of two years from the date of purchase. Should this product, in TV One's opinion, prove defective within this warranty period, TV One, at its option, will repair or replace this product without charge. Any defective parts replaced become the property of TV One. This warranty does not apply to those products which have been damaged due to accident, unauthorized alterations, improper repair, modifications, inadequate maintenance and care, or use in any manner for which the product was not originally intended.

Items integrated into TV One products that are made by other manufacturers, notably computer hard drives and liquid crystal display panels, are limited to the term of the warranty offered by the respective manufacturers. Such specific warranties are available upon request to TV One.

If repairs are necessary under this warranty policy, the original purchaser must obtain a Return Authorization Number from TV One and return the product to a location designated by TV One, freight prepaid. After repairs are complete, the product will be returned, freight prepaid.

LIMITATIONS - All products sold are "as is" and the above Limited Warranty is in lieu of all other warranties for this product, expressed or implied, and is strictly limited to two years from the date of purchase. TV One assumes no liability to distributors, resellers or end-users or any third parties for any loss of use, revenue or profit.

TV One makes no other representation of warranty as to fitness for the purpose or merchantability or otherwise in respect of any of the products sold. The liability of TV One with respect to any defective products will be limited to the repair or replacement of such products. In no event shall TV One be responsible or liable for any damage arising from the use of such defective products whether such damages be direct, indirect, consequential or otherwise, and whether such damages are incurred by the reseller, end-user or any third party.

8.0 REGULATORY COMPLIANCE

The MX-2522 Matrix Switcher has been tested for compliance with: FCC Class B and CE.

The Power Adaptor/Supply has been tested for compliance with: UL, CSA and CE.

The MX-2522 Matrix Switcher and Power Adaptor are RoHS compliant products.

9.0 CONTACT INFORMATION

Should you have questions or require assistance with this product in areas not covered by this manual, please contact TV One at the appropriate location shown below:

TV One USA

1350 Jamike Drive
Erlanger, KY 41018
USA
Tel 800-721-4044
Fax 859-282-8225
sales@tvone.com
www.tvone.com

TV One Europe

Continental Approach
Westwood Industrial Estate
Margate, Kent CT9 4JG, UK
Tel +44 (0)1843 873311
Fax +44 (0)1843 873312
sales.europe@tvone.com
www.tvone.co.uk

TV One Latin America

2790 NW 79 Ave
Miami, FL 33122
USA
Tel 305-418-9305
Fax 305-418-3096
sales.latinoamerica@tvone.com
www.tvonela.com

TV One Mercosur

Honduras 5849, 2nd Floor, Office C
(C1414BNI) Capital Federal
Buenos Aires, Argentina
Tel +54 11 4771-5570
Fax +54 11 4771-5570
sales.latinoamerica@tvone.com
www.tvonela.com

TV One Asia

10F, NO.34, Sec. 2
San-Min Rd, Panchiao City
Taipei Hsien 220
Taiwan R.O.C.
Tel +886 2 8951-0674
Fax +886 2 8951-0675
sales.asia@tvone.com
www.tvoneasia.com

TV One China

Rm. A 17C,
Regalia Building No.29,
Xiangcheng Rd.
Pudong, Shanghai
China (200122)
Tel +86 21 5830-2960
Fax +86 21 5081-9096
sales.china@tvone.com
www.tvonechina.com



We Provide Solutions

TV One USA

1350 Jamike Drive
Erlanger, KY 41018
USA
Tel 800-721-4044
Fax 859-282-8225
sales@tvone.com
www.tvone.com

TV One Europe

Continental Approach
Westwood Industrial Estate
Margate, Kent CT9 4JG, UK
Tel +44 (0)1843 873311
Fax +44 (0)1843 873312
sales.europe@tvone.com
www.tvone.co.uk

TV One Latin America

2790 NW 79 Ave
Miami, FL 33122
USA
Tel 305-418-9305
Fax 305-418-3096
sales.latinoamerica@tvone.com
www.tvonela.com

TV One Mercosur

Honduras 5849, 2nd Floor, Office C
(C1414BNI) Capital Federal
Buenos Aires, Argentina
Tel +54 11 4771-5570
Fax +54 11 4771-5570
sales.latinoamerica@tvone.com
www.tvonela.com

TV One Asia

10F, NO.34, Sec. 2
San-Min Rd, Panchiao City
Taipei Hsien 220
Taiwan R.O.C.
Tel +886 2 8951-0674
Fax +886 2 8951-0675
sales.asia@tvone.com
www.tvoneasia.com

TV One China

Rm. A 17C,
Regalia Building No.29,
Xiangcheng Rd.
Pudong, Shanghai
China (200122)
Tel +86 21 5830-2960
Fax +86 21 5081-9096
sales.china@tvone.com
www.tvonechina.com